

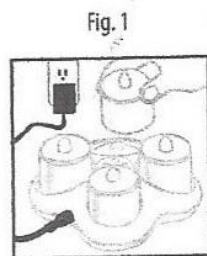
PREPARATION

A 10-HOUR CHARGE IS REQUIRED TO CONDITION CANDLES

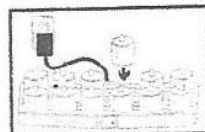
- Charge candles for 10 hours to complete the conditioning charge.
- After 10 hours, remove candles from the charging base, turn them on and allow them to DISCHARGE COMPLETELY.

CHARGING

- Firmly place candles onto the charging base receiving pins (Fig. 1). Candle will automatically turn off while charging.
- Insert the supplied power adapter into the charging base and plug in. The charge indicator lights will illuminate. Red light indicates charging, green light indicates full charge.
- A 8-hour charge is recommended for optimal performance.



(4 pack)



(12 Pack)

CANDLE OPERATION

- To turn ON move switch to center position (Fig. 2). Slide to far left position to turn OFF (Fig. 3).
- To use the 5 hour timer move to far right (Fig 4). The candle will automatically turn on at the set time every day and turn off after five hours.

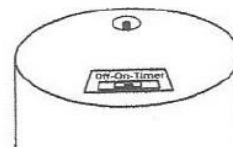


Fig. 2



Fig. 3



Fig. 4

CANDLE MAINTENANCE

- Clean with a soft, dry cloth.
- If needed, use a damp cloth and mild soap.

TORCHIER™

Bethlehem
LIGHTS

www.bethlehemlights.com

www.torchiercandles.com

Taunton, MA 02780

Customer service: 877-661-8324

REMOTE READY

- Remote control sold separately (not included with all candles)



REMOTE

- Uses CR2025 Battery (included)
- To use remote, point towards candle and press ON. To turn off, press OFF.

STORAGE

- Storage is recommended if candles are not going to be used for more than 4 weeks.
- To store, fully charge and remove candles from charging base.
- Make sure the on/off switch is in the off position.

CAUTION

- Flaming motion (shifting) effect design is delicate in nature. Touching the flame piece could cause improper performance.
- This product is not water proof. Place this product away from damp surroundings and do not submerge in water.
- For indoor use only.
- Keep candles away from heat, water or condensation.
- Do not attempt to open any part of the candle.
- This product is not a toy.

Liown®

liown.com

Covered by US Patent 8789986 / 8926137, German Patent 21 2011100 014.4,
China Patents ZL 2010 1 0211402.8 / ZL 2012 1 0170423.9,
additional U.S. and international patents pending.

Designed by Liown. Assembled in China.